

PRISURE PROMOTION & TRADINGS LTD.

13th October, 2017


The Calcutta Stock Exchange Limited
7, Lyons Range
Kolkata-700001

Dear Sir,

Please find enclosed herewith Statement showing shareholding pattern under Regulation 31(1)(b) of SEBI (Listing Obligation and Disclosure Requirement) Regulation, 2015 for the quarter ended 30th September 2017.

Thanking you,

Yours faithfully,
For Prisure Promotion & Tradings Ltd.



(Gaurav Lodha)
Director

Encl: As above

Corporate Identity Number: L65993WB1983PLC035776
Admn. Office: Jain Bhawan, 12, Bhagat Singh Marg, New Delhi – 110 001
Regd. Office: 19, Esplanade Mansions, Kolkata-700 069
Tel: +91 11 23361738, E-mail: prisurepromotion@gmail.com

General information about company

Scrip code	
Name of the company	Prisure Promotion & Tradings Limited
Whether company is SME	No
Class of Security	Equity Shares
Type of report	Quarterly
Quarter Ended / Half year ended/Date of Report (For Prelisting / Allotment)	30-09-2017
Date of allotment / extinguishment (in case Capital Restructuring selected) / Listing Date	NA
Shareholding pattern filed under	Regulation 31 (1) (b)



A handwritten signature or set of initials, possibly "A", written in black ink.

Declaration

Sr. No.	Particular	Yes/No
1	Whether the Listed Entity has issued any partly paid up shares?	No
2	Whether the Listed Entity has issued any Convertible Securities ?	No
3	Whether the Listed Entity has issued any Warrants ?	No
4	Whether the Listed Entity has any shares against which depository receipts are issued?	No
5	Whether the Listed Entity has any shares in locked-in?	No
6	Whether any shares held by promoters are pledge or otherwise encumbered?	No
7	Whether company has equity shares with differential voting rights?	No



A handwritten signature or scribble, possibly representing the name of the promoter or a representative of the company.


Table I - Summary Statement holding of specified securities

Note : Data will be automatically populated from shareholding pattern sheet - Data Entry Restricted in this sheet

Category (I)	Category of shareholder (II)	Nos. Of shareholders (III)	No. of fully paid up equity shares held (IV)	No. Of Partly paid-up equity shares held (V)	No. Of shares underlying Depository Receipts (VI)	Total nos. shares held (VII) = (IV)+(V)+ (VI)	Shareholding as a % of total no. of shares (calculated as per SCRR, 1957) (VIII) As a % of (A+B+C2)	Number of Voting Rights held in each class of				No. Of Shares Underlying Outstanding convertible securities (X)	No. of Shares Underlying Outstanding Warrants (XI)	No. Of Shares Underlying Outstanding convertible securities and No. Of Warrants (X) (a)	Shareholding, as a % assuming full conversion of convertible securities (as a percentage of diluted share capital) (XI)+ (VII)+(X) As a % of (A+B+C2)	Number of Locked in shares (XII)		Number of Shares pledged or otherwise encumbered (XIII)		Number of equity shares held in dematerialized form (XIV)
								No of Voting (XIV) Rights			Total as a % of (A+B+C)					No (a)	As a % of total Shares held (b)	No (a)	As a % of total Shares held (b)	
								Class eg: X	Class eB:Y	Total										
(A)	Promoter & Promoter Group	3	172000	0	0	172000	69.07	1,72,000	0	1,72,000	69.07	0	0	0	69.07	0	0.00	0	0.00	NIL
(B)	Public	61	77000	0	0	77000	30.93	77,000	0	77,000	30.93	0	0	0	30.93	0	0.00	-	-	NIL
(C)	Non Promoter- Non Public	0	0	0	0	0	-	0	0	0	0.00	0	0	0	-	0	0.00	-	-	0
(C1)	Shares underlying DRs	0	0	0	0	0	-	0.00	0	0.00	0.00	0	0	0	-	0	0.00	-	-	0
(C2)	Trusts	0	0	0	0	0	0.00	0.00	0	0.00	0.00	0	0	0	0.00	0	0.00	-	-	0
	Total	64	249000	0	0	249000	100	2,49,000	0	249000	100.00				100.00	0	0.00	0	0.00	NIL



Sr	Category & Name of the Shareholders (I)	Nos. Of shareholders (III)	No. of fully paid up equity shares held (IV)	No. Of Partly paid-up equity shares held (V)	No. Of shares underlying Depository Receipts (VI)	Total nos. shares held (VII) = (IV)+(V)+(VI)	Shareholding as a % of total no. of shares (calculated as per SCRR, 1957) (VIII) As a % of (A+B+C2)	Securities (IX)			Total as a % of Total Voting rights	No. Of Shares Underlying Outstanding convertible securities (X)	No. of Shares Underlying Outstanding Warrants (XI)	No. Of Shares Underlying Outstanding convertible securities and No. Of Warrants (XI) (a)	Shareholding, as a % assuming full conversion of convertible securities (as a percentage of diluted share capital) (XI) = (VII)+(X) As a % of (A+B+C2)	Shares (XII)		Shares encumbered (XIII)		Number of equity shares held in dematerialized form (XIV)
								No of Voting (XIV) Rights								No (a)	As a % of total Shares held (b)	No (a)	As a % of total Shares held (b)	
								Class eg: X	Class eg: Y	Total										
A Table II - Statement showing shareholding pattern of the Promoter and Promoter Group																				
(1)	Indian																			
(a)	Individuals/Hindu undivided Family		0	0	0	0	0.00	0	0	0	0.00	0	0	0	0	0	0	0	0	Nil
(b)	Central Government/ State Government(s)		0	0	0	0	0	0	0	0	0	0	0	0	0	0	0	0	0	Nil
(c)	Financial Institutions/ Banks		0	0	0	0	0	0	0	0	0	0	0	0	0	0	0	0	0	Nil
(d)	Any Other (specify)	3	172000	0	0	172000	69.07	172000	0	172000	69.07	0	0	0	69.07	0	0	0	0	Nil
	M/S Jupiter Industrial Holdings Pvt. Ltd.		57500	0	0	57500	23.09	57500	0	57500	23.09	0	0	0	23.09	0	0	0	0	Nil
	M/S Neptune Holdings Pvt. Ltd.		57000	0	0	57000	22.89	57000	0	57000	22.89	0	0	0	22.89	0	0	0	0	Nil
	M/S Royal Resources Holdings Pvt. Ltd.		57500	0	0	57500	23.09	57500	0	57500	23.09	0	0	0	23.09	0	0	0	0	Nil
	Sub-Total (A)(1)	3	172000	0	0	172000	69.07	172000	0	172000	69.07	0	0	0	69.07	0	0	0	0	Nil
(2)	Foreign																			
(a)	Individuals (NonResident Individuals/ Foreign Individuals)	0	0	0	0	0	0	0	0	0	0	0	0	0	0	0	0	0	0	Nil
(b)	Government	0	0	0	0	0	0	0	0	0	0	0	0	0	0	0	0	0	0	Nil
(c)	Institutions	0	0	0	0	0	0	0	0	0	0	0	0	0	0	0	0	0	0	Nil
(d)	Foreign Portfolio Investor	0	0	0	0	0	0	0	0	0	0	0	0	0	0	0	0	0	0	Nil
(e)	Any Other (specify)	0	0	0	0	0	0	0	0	0	0	0	0	0	0	0	0	0	0	Nil
	Sub-Total (A)(2)	0	0	0	0	0	0	0	0	0	0	0	0	0	0	0	0	0	0	Nil
	Total Shareholding of Promoter and Promoter Group	3	172000	0	0	172000	69.07	172000	0	172000	69.07	0	0	0	69.07	0	0	0	0	Nil
Details of Shares which remain unclaimed for Promoter & Promoter Group																				
B Table III - Statement showing shareholding pattern of the Public shareholder																				
Note : Kindly show details of shareholders having more than one percentage of total no of shares. Please refer software manual.																				
(1)	Institutions																			
(a)	Mutual Funds		0	0	0	0	0	0	0	0	0	0	0	0	0	0	0	0	0	Nil
(b)	Venture Capital Funds		0	0	0	0	0	0	0	0	0	0	0	0	0	0	0	0	0	Nil
(c)	Alternate Investment Funds		0	0	0	0	0	0	0	0	0	0	0	0	0	0	0	0	0	Nil
(d)	Foreign Venture Capital Investors		0	0	0	0	0	0	0	0	0	0	0	0	0	0	0	0	0	Nil
(e)	Foreign Portfolio Investors		0	0	0	0	0	0	0	0	0	0	0	0	0	0	0	0	0	Nil
(f)	Financial Institutions/ Banks		0	0	0	0	0	0	0	0	0	0	0	0	0	0	0	0	0	Nil
(g)	Insurance Companies		0	0	0	0	0	0	0	0	0	0	0	0	0	0	0	0	0	Nil
(h)	Provident Funds/ Pension Funds		0	0	0	0	0	0	0	0	0	0	0	0	0	0	0	0	0	Nil
(i)	Any Other (specify)		0	0	0	0	0	0	0	0	0	0	0	0	0	0	0	0	0	Nil
	Sub-Total (B)(1)	0	0	0	0	0	0	0	0	0	0	0	0	0	0	0	0	0	0	Nil
(2)	Central Government/ State Government(s)/ President of India		0	0	0	0	0	0	0	0	0	0	0	0	0	0	0	0	0	Nil
	Sub-Total (B)(2)	0	0	0	0	0	0	0.00	0	0	0	0	0	0	0	0	0	0	0	Nil
(3)	Non-institutions																			
(a)(i)	Individuals - i. Individual shareholders holding nominal share capital up to Rs. 2 lakhs	61	77000	0	0	77000	30.93	77000	92250	77000	30.93	0	0	0	30.93	0	0	0	0	Nil
	Individual Shareholders holding more than 1% of total number of shares																			
	Mr. Ashish Kumar Mishra		4850	0	0	4850	1.95	4850	0	4850	1.95	0	0	0	1.95	0	0	0	0	Nil
	Mr. Raj Mehrotra		4000	0	0	4000	1.61	4000	0	4000	1.61	0	0	0	1.61	0	0	0	0	Nil
	Mr. Sanjiv Saxena		3800	0	0	3800	1.53	3800	0	3800	1.53	0	0	0	1.53	0	0	0	0	Nil
	Mr. Rajesh Sharma		3000	0	0	3000	1.20	3000	0	3000	1.20	0	0	0	1.20	0	0	0	0	Nil
	Mr. B. S. Bangari		3000	0	0	3000	1.20	3000	0	3000	1.20	0	0	0	1.20	0	0	0	0	Nil
	Mr. Pramod Kapoor		3000	0	0	3000	1.20	3000	0	3000	1.20	0	0	0	1.20	0	0	0	0	Nil
	Mr. Pawan Kumar Rustagi		2900	0	0	2900	1.16	2900	0	2900	1.16	0	0	0	1.16	0	0	0	0	Nil
(a)(ii)	Individuals - ii. Individual shareholders holding nominal share capital in excess of Rs. 2 lakhs	0	0	0	0	0	0	0	0	0	0	0	0	0	0	0	0	0	0	Nil
(b)	NBFCs registered with RBI		0	0	0	0	0	0	0	0	0	0	0	0	0	0	0	0	0	Nil
(c)	Employee Trusts		0	0	0	0	0	0	0	0	0	0	0	0	0	0	0	0	0	Nil
(d)	Overseas Depositories (holding DRs) (balancing figure)		0	0	0	0	0	0	0	0	0	0	0	0	0	0	0	0	0	Nil
(e)	Any Other (specify)		0	0	0	0	0	0	0	0	0	0	0	0	0	0	0	0	0	Nil
	Sub-Total (B)(3)	61	77000	0	0	77000	30.93	77000	0	77000	30.93	0	0	0	30.93	0	0	0	0	Nil
	Total Public Shareholding (B)=(B)(1)+(B)(2)+(B)(3)	61	77000	0	0	77000	30.93	77000	0	77000	30.93	0	0	0	30.93	0	0	0	0	Nil



Handwritten signature or mark.

C		Table IV - Statement showing shareholding pattern of the Non Promoter- Non Public shareholder																				
Custodian/DR Holder - Name of DR Holders (if Available)																						
(1)	Available	0	0	0	0	0	0	0	0	0	0	0	0	0	0	0	0	0	0	0	0	Nil
(2)	Employee Benefit Trust (under SEBI (Share based Employee Benefit) Regulations, 2014)	0	0	0	0	0	0	0	0	0	0	0	0	0	0	0	0	0	0	0	0	Nil
Total Non Promoter- Non Public Shareholding		0	0	0	0	0	0	0.00	0	0	0	0	0	0	0	0	0	0	0	0	0	Nil
Total (A+B+C2)		64	249000	0	0	249000	100.00	249000.00	0	249000	100.00	0	0	0	100.00	0	0	0	0	0	0	NIL
Total (A+B+C)		64	249000	0	0	249000	100.00	249000.00	0	249000	100.00	0	0	0	100.00	0	0	0	0	0	0	NIL

